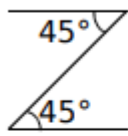
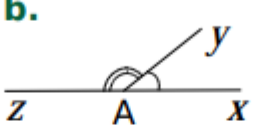
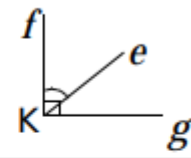
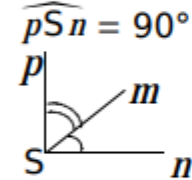
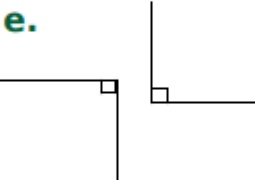
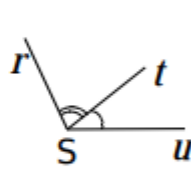


Exercice 4 : préciser la nature d'un angle

Pour chaque cas ci-dessous, précisez la nature des angles marqués, en mettant une croix dans la (ou les) colonne(s) correspondante(s).

<p><b>a.</b></p> 	<p><b>b.</b></p> 	<p><b>c.</b></p> 
<p><b>d.</b> <math>\widehat{pSn} = 90^\circ</math></p> 	<p><b>e.</b></p> 	<p><b>f.</b></p> 

	a.	b.	c.	d.	e.	f.
Angles adjacents						
Angles complémentaires						
Angles supplémentaires						